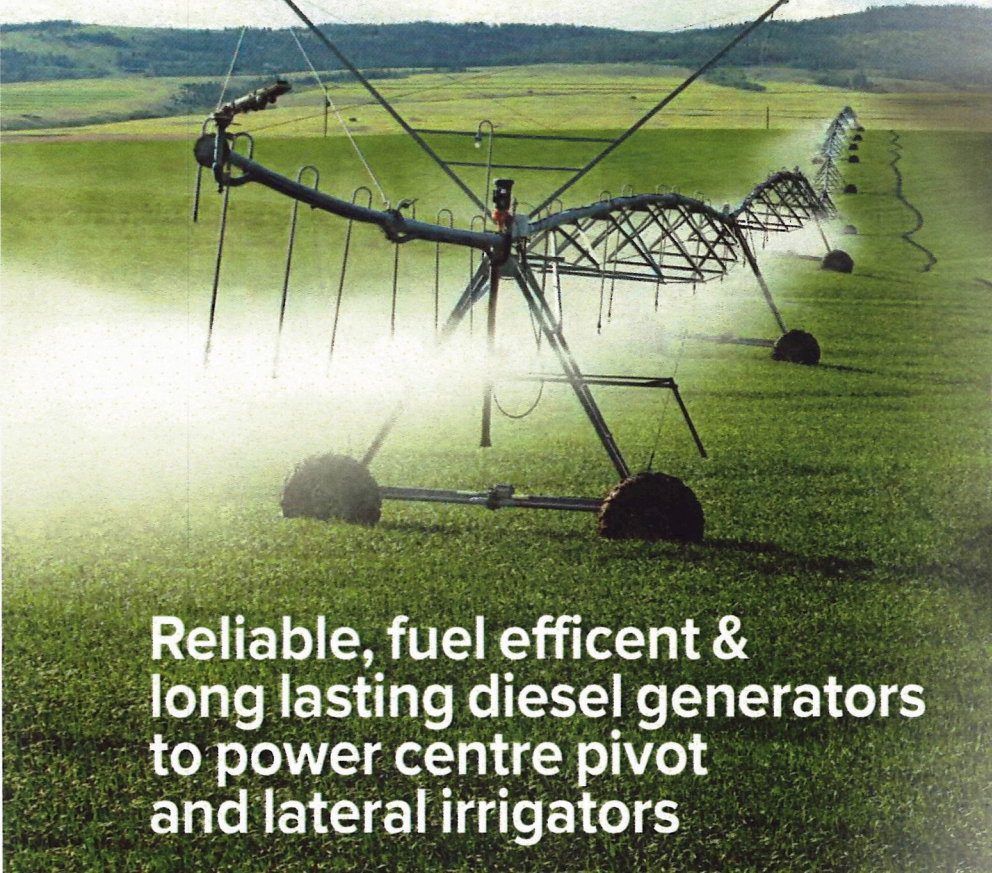


PIVOT GENERATORS

NOW
Auto Push
Button Self-Bleeding
Fuel System!
STANDARD




Reliable, fuel efficient & long lasting diesel generators to power centre pivot and lateral irrigators

These generators are purpose built to match the engine to the constant running load of the pivots, and the alternator to the loading capacity of the three phase motors. They can be sized to suit pivots of 2 to 25 spans with or without booster pumps.



C Series



J Series



W Series

FEATURES & BENEFITS

- Australian designed & manufactured to suit Australian conditions
- Heavy duty 1500 rpm diesel engines
- 4 pole commercial generators with circuit breaker protection
- Gen Smart Auto/Manual Start controllers with full generator shut down protection
- Optional 4G mobile phone messaging
- Optional weather proof power outlets three and single phase for quick easy connection
- Easy servicing access on one side
- Optional 1000 hour extended engine servicing

C Series

Mounted on a heavy duty steel skid frame with galvanised weather cover

J Series

Fully enclosed sound attenuated all weather canopy with 80 to 100 litre fuel tanks in base

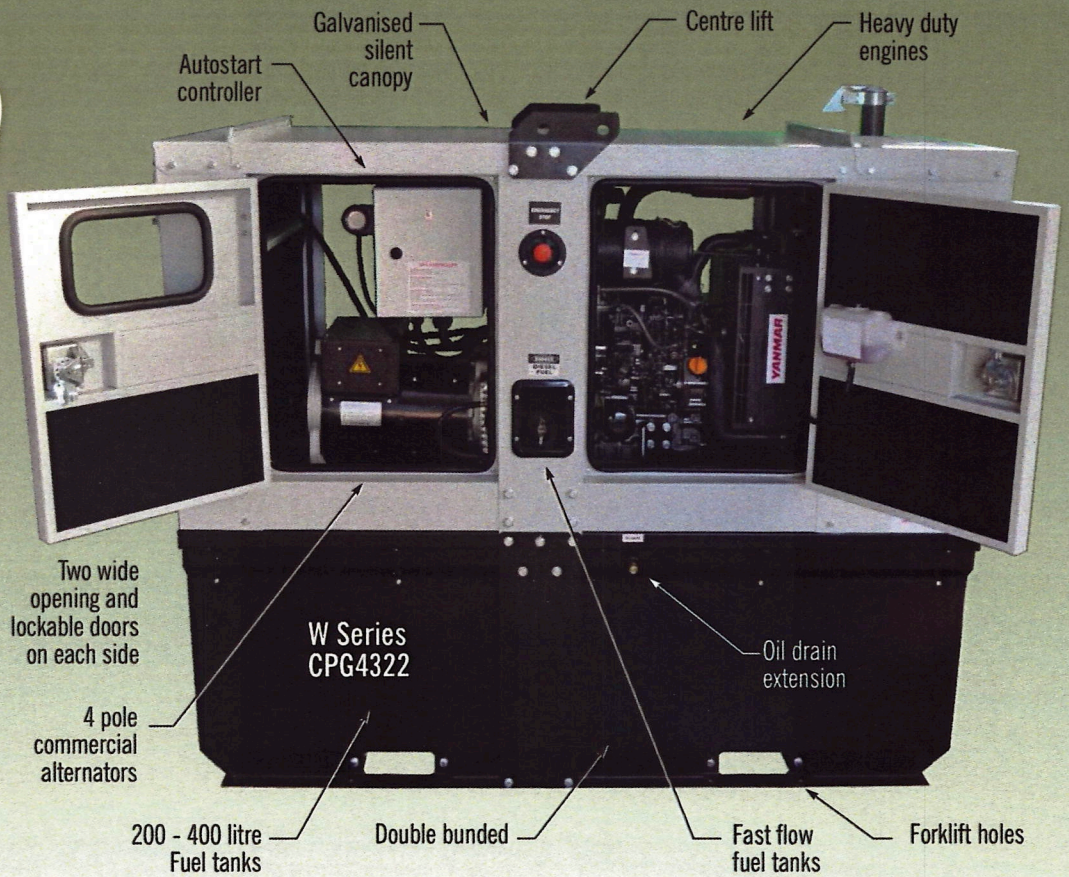
W Series

Fully enclosed sound attenuated all weather canopy with 200 to 600 litre fuel tanks in base

www.qenergysolutions.com.au

Typical Duty Specifications

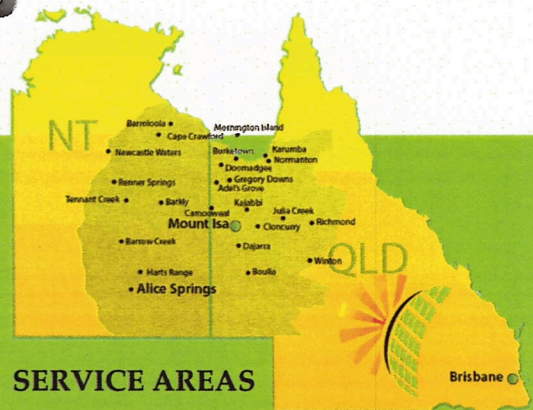
- Operation-attended
- Duty - Prime power 24hrs/7days
- Location - Outdoor 50° C ambient
- Noise level 68 dba @ 7 meters
- Protection and control - Full engine protection low oil pressure, high water temp, over and under speed shutdown, low battery voltage alarm, low fuel level alarm and shut down
- Visual Hertz and Volts 415 phase to phase and 240 phase to neutral
- Full electrical protection for AC
- Gen set circuit breaker rating 63 amp
- Circuit breaker protection -over current
- Circuit breaker type- Air
- All servicing accessible from one side



SPECIFICATIONS - Pivot Generators

Generator Model	Output Power (kVA)	C Series				J Series				W Series			
		Dimensions (mm)			Base Fuel Tank Options (litres)	Dimensions (mm)			Base Fuel Tank Options (litres)	Dimensions (mm)			Base Fuel Tank Options (litres)
L	W	H	L	W		H	L	W		H			
CPG438	8	1300	800	900	NIL / 100								
CPG4310	10	1300	800	900	NIL / 100								
CPG4312	12	1400	800	1000	NIL / 120	1700	880	1200	NIL / 80	1600	750	1300	200 / 400
CPG4315	15	1400	800	1000	NIL / 120	1700	880	1200	NIL / 80	1600	750	1300	200 / 400
CPG4317	17	1400	800	1100	NIL / 120	1700	880	1200	NIL / 80	1900	800	1650	400
CPG4322	22	1400	800	1100	NIL / 120	1700	880	1200	NIL / 80	1900	800	1650	400
CPG4325	25	1400	800	1100	NIL / 120	1700	880	1200	NIL / 80	1900	800	1650	400
CPG4330	30	1400	800	1100	NIL / 120	1700	880	1200	NIL / 80	1900	800	1650	400
CPG4333	33	1500	800	1200	NIL / 150	2000	900	1500	NIL / 100	1900	800	1650	400 / 600
CPG4336	36	1500	800	1300	NIL / 150	2000	900	1500	NIL / 100	2200	950	1750	400 / 600
CPG4345	45	1600	800	1400	NIL / 150	2000	900	1500	NIL / 100	2200	950	1750	400 / 600

Note: 1. All generators are 3 phase / 415V & direct drive 2. All specifications subject to change without notice. 3. Other models available on request.



Shed 1. 9 Industrial Ave. Mount Isa, QLD 4825
 0447 400 748 info@qenergysolutions.com.au
www.qenergysolutions.com.au

SERVICE AREAS

Brisbane